

MAHATMA GANDHI NREGA

OUTLINE:

1 Coverage

**2 Achievements
Physical & Financial**

3 Persondays Generation

**4 Timely Payment & Rejected transaction
reconciliation**

5 Completion of Incomplete Work

**6 % of expenditure on NRM Works, Agri. &
Agri. Allied Works**

7 Aadhaar Seeding


**8 National Mobile Monitoring System
(NMMS)**

9 Area Officer Application

10 GeoMGNREGA Phase II

11 Mission Amrit Sarovar

12 Delay Compensation



Coverage

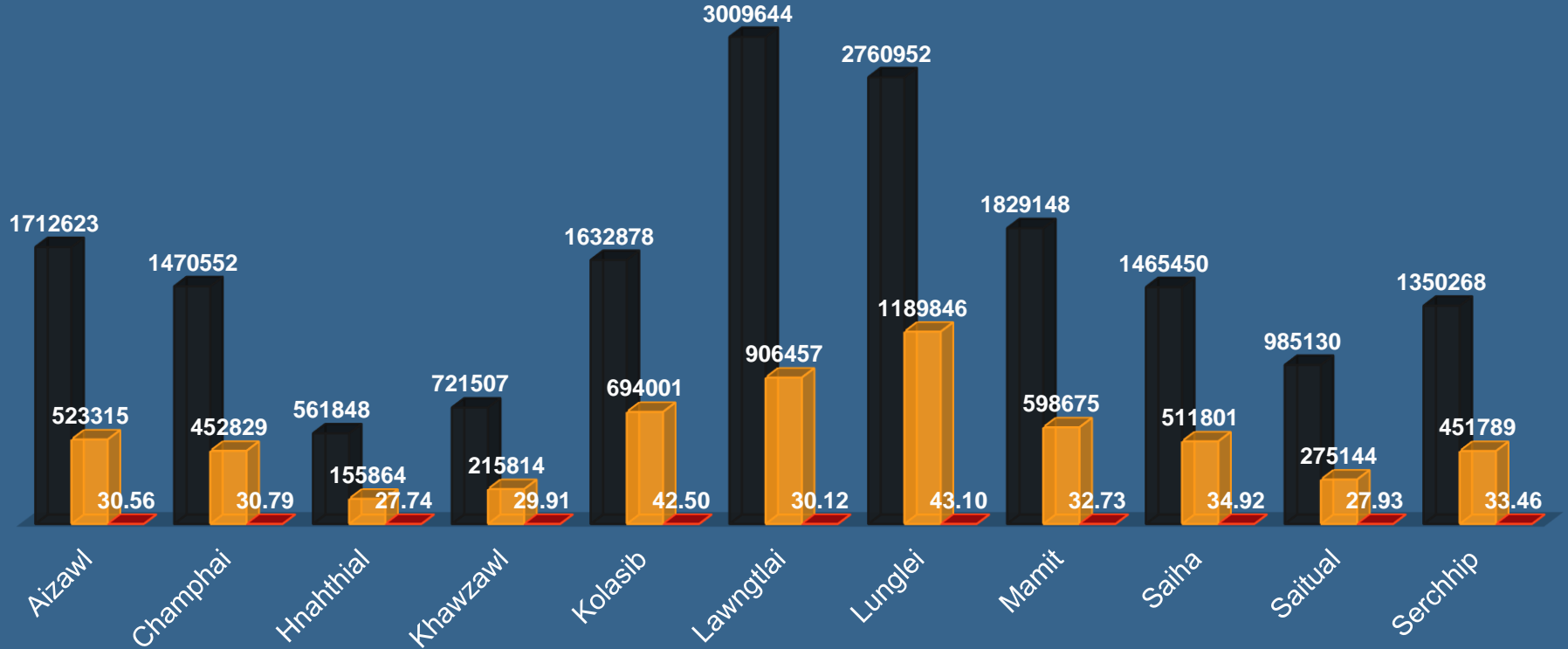
Indicators	Values
No. of Districts	11
No. of Blocks	28
No. of GPs	872
Registered HHs/ Workers	
Job Cards issued	2,15,741
Workers	2,31,178
Active Job Cards [% of total jobcards]	2,14,842[99.58%]
Active Workers [% of total worker]	2,15,849[93.36%]

Achievement Physical & Financial So far

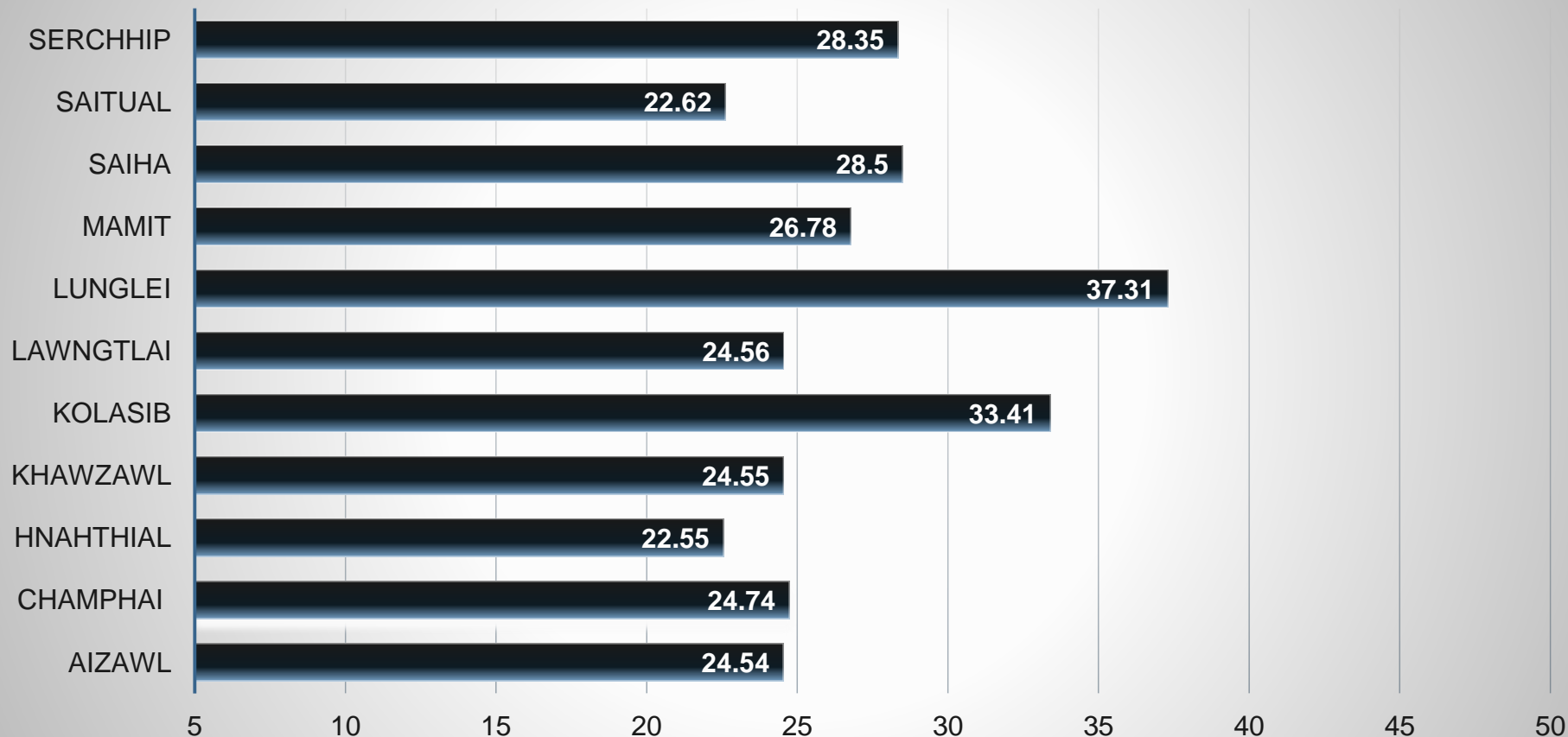
Physical Progress	FY 2023-24 so far
Total Labour Budget (PDs in lakh)	175.00000 Lakh
Total Persondays generated	59.75535 Lakh
%age against total LB (PDs in Lakh)	34.15%
Average days of employment per HH	28.01
%age of women persondays	48.58%
Financial Progress	FY 2023-24 so far
Central release including wages	19876.42 Lakh
State Matching Share	0
Total Availability (Including Opening Balance)	25,761.53 Lakh
Wages expenditure	18,625.84 Lakh
Material expenditure (%)	1,375.12 Lakh [6.88%]
Admin Expenditure (%)	451.52 Lakh [2.21%]
Total Expenditure	20,452.48 Lakh
Notified Mahatma Gandhi NREGA wage rate (Rs.)	249
% Total Exp through e-payment	100%

District – Wise Persondays Generated till June, FY 2023-24

■ Projected PDs ■ Generated PDs ■ % of generated PDs



District – Wise Average Days Employment Provided Per House Hold till June FY 2023-24



Timely Payment FY 2023-24



Sl. No.	District	Total Number of Musters issued till date	No. of Musters filled	Pending for II sig FTO in T+8 days	No. of MRs Pending for Second Signatory more than 8 days	Timely FTO Generation within T+8 days %	Delayed by 9-15 days %	Delayed by 15+ days %
1	AIZAWL	6529	6529	0	0	99.8	0	0.2
2	CHAMPHAI	5667	5667	0	0	98.66	1.34	0
3	HNAHTHIAL	2209	2209	0	0	100	0	0
4	KHAWZAWL	2737	2722	0	0	100	0	0
5	KOLASIB	6288	6288	0	0	90.95	9.05	0
6	LAWNGTLAI	11500	11500	0	0	100	0	0
7	LUNGLEI	10006	9876	0	0	99.58	0.23	0.19
8	MAMIT	6959	6959	0	0	99.58	0.42	0
9	SAIHA	5627	5625	0	0	95.1	4.57	0.33
10	SAITUAL	3717	3716	0	0	91.79	8.21	0
11	SERCHHIP	4836	4831	0	0	99.91	0	0.09
	TOTAL	66075	65922	0	0	98	1.92	0.08

Rejected Transaction Reconciliation

Districts	Blocks	FY 2017-18		FY 2018-19		FY 2021-22		FY 2022-23		FY 2023-24	
		Pending Regeneration	Pending Regeneration Amount	Pending Regeneration	Pending Regeneration Amount	Pending Regeneration	Pending Regeneration Amount	Pending Regeneration	Pending Regeneration Amount	Pending Regeneration	Pending Regeneration Amount
AIZAWL	AIBAWK							3	7689		
	DARLAWN	6	16296	7	6208	18	9320	129	386081	114	227337
	THINGSULTHLIAH	5	13580			27	24465	85	149553	73	142428
	TLANGNUAM									56	11552
CHAMPHAI	CHAMPHAI					18	20038	82	160537	12	28137
	KHAWBUNG					2	2330	30	62677	51	120018
HNAHTHIAL	HNAHTHIAL					24	15611	130	307327	8	8964
KOLASIB	BILKHAWTHLIR							1	2330	102	205176
	THINGDAWL							3	6757	43	84909
LAWNGTLAI	BUNGTLANG S							1	932	3	5229
	CHAWNGTE							1	699		
	LAWNGTLAI							28	66871		

Districts	Blocks	FY 2017-18		FY 2020-21		FY 2021-22		FY 2022-23		FY 2023-24	
		Pending Regeneration	Pending Regeneration Amount	Pending Regeneration	Pending Regeneration Amount	Pending Regeneration	Pending Regeneration Amount	Pending Regeneration	Pending Regeneration Amount	Pending Regeneration	Pending Regeneration Amount
LUNGLEI	BUNGHMUN					34	37047	269	479980	95	278631
	LUNGLEI			38	82125	154	287056	466	867226	147	387195
	LUNGSEN							101	258863	6	18924
	TLABUNG									57	135207
MAMIT	REIEK							7	15145		
	WEST PHAILENG							1	3029		
	ZAWLNUAM							42	68502	3	8217
SAIHA	SAIHA	1	776					186	42419	193	607311
	TUIPANG					1	1165	2	5359	5	16434
SAITUAL	NGOPA									27	32868
	PHULLEN					1	699	15	42173		
SERCHHIP	EAST LUNG DAR							61	128823		
	SERCHHIP							16	30756		

Work Completion Block - Wise

District	Block	Financial Year 2022-23 and Earlier				Financial Year 2023-2024			
		No. of Works started	No. of Works Completed	Not Yet Completed	Work Completion Rate	No. of Works started	No. of Works Completed	Not Yet Completed	Work Completion Rate
1	2	3	4	5	6=(4/3*100)	7	8	9	10=(8/7*100)
AIZAWL	AIBAWK	5417	5166	251	95.37	155	8	147	5.16
	DARLAWN	5431	5394	37	99.32	230	125	105	54.35
	THINGSULTHLIAH	1971	1865	106	94.62	54	2	52	3.7
	TLANGNUAM	3762	3696	66	98.25	136	3	133	2.21
CHAMPHAI	CHAMPHAI	6440	6409	31	99.52	318	8	310	2.52
	KHAWBUNG	3121	3050	71	97.73	145	16	129	11.03
HNAHTHIAL	HNAHTHIAL	8680	8677	3	99.97	309	214	95	69.26
KHAWZAWL	KHAWZAWL	6032	6002	30	99.50	234	55	179	23.5
KOLASIB	BILKHAWTHLIR	6129	5970	159	97.41	341	104	237	30.5
	THINGDAWL	5004	4965	39	99.22	161	104	57	64.6
LAWNGTLAI	BUNGLANG S	5340	5311	29	99.46	231	120	111	51.95
	CHAWNGTE	9833	9724	109	98.89	191	92	99	48.17
	LAWNGTLAI	7831	7499	332	95.76	335	45	290	13.43
	SANGAU	4536	4498	38	99.16	134	60	74	44.78

District	Block	Financial Year 2022-23 and Earlier				Financial Year 2023-2024			
		No. of Works started	No. of Works Completed	Not Yet Completed	Work Completion Rate	No. of Works started	No. of Works Completed	Not Yet Completed	Work Completion Rate
LUNGLEI	BUNGHMUN	3586	3485	101	97.18	159	38	121	23.9
	LUNGLEI	12522	12218	304	97.57	418	2	416	0.48
	LUNGSEN	3908	3895	13	99.67	97	74	23	76.29
	TLABUNG	3428	3378	50	98.54	201	140	61	69.65
MAMIT	KAWRTETHAWVENG	3603	3513	90	97.50	105	31	74	29.52
	REIEK	5754	5723	31	99.46	203	98	105	48.28
	WEST PHAILENG	4103	4010	93	97.73	250	94	156	37.6
	ZAWLNUAM	7744	7683	61	99.21	159	100	59	62.89
SAIHA	SAIHA	8404	8112	292	96.53	264	25	239	9.47
	TUIPANG	5114	4804	310	93.94	267	48	219	17.98
SAITUAL	NGOPA	2159	2152	7	99.68	57	0	57	0
	PHULLEN	7268	7249	19	99.74	167	104	63	62.28
SERCHHIP	EAST LUNG DAR	3591	3561	30	99.16	106	26	80	24.53
	SERCHHIP	6927	6752	175	97.47	205	89	116	43.41
	Total	157638	154761	2877	98.17	5632	1825	3807	32.4

NRM Works Block - Wise

District	Block	Number of NRM works		%age of works on NRM works against total works	Expenditure on NRM works[In. Lakhs]	Expenditure on All works[In. Lakhs]	%age of expenditure on NRM works against total Expenditure
		Ongoing	Completed				
1	2	4	5	6	7	8	9=7/8*100
AIZAWL	AIBAWK	273	2	67.57	53.31	338.48	15.75
	DARLAWN	106	141	71.39	83.88	474.96	17.66
	THINGSULTHLIAH	120	2	76.25	69.29	295.71	23.43
	TLANGNUAM	159	8	78.04	86.11	398.12	21.63
CHAMPHAI	CHAMPHAI	193	5	56.73	170.26	1146.86	14.85
	KHAWBUNG	85	17	46.58	9.31	399.48	2.33
HNAHTHIAL	HNAHTHIAL	92	258	96.42	37.45	689.49	5.43
KHAWZAWL	KHAWZAWL	154	104	77.95	156.29	655.1	23.86
KOLASIB	BILKHAWTHLIR	288	173	77.35	85.94	1227	7
	THINGDAWL	58	164	80.43	36.37	506.36	7.18
LAWNGTLAI	BUNGLANG S	79	239	81.12	1.05	363.79	0.29
	CHAWNGTE	166	132	70.12	38.65	977.35	3.95
	LAWNGTLAI	397	61	66.76	26.33	919.52	2.86
	SANGAU	88	94	85.45	61.27	472.41	12.97

District	Block	Number of NRM works		%age of works on NRM works against total works	Expenditure on NRM works[In. Lakhs]	Expenditure on All works[In. Lakhs]	%age of expenditure on NRM works against total Expenditure
		Ongoing	Completed				
1	2	4	5	6	7	8	9=7/8*100
LUNGLEI	BUNGHMUN	207	38	94.23	18.8	302.8	6.21
	LUNGLEI	476	6	66.57	10.43	1822.92	0.57
	LUNGEN	14	77	80.53	0	477.09	0
	TLABUNG	91	140	92.03	0	849.29	0
MAMIT	KAWRTETHAWVENG	135	51	81.22	66.36	391.78	16.94
	REIEK	113	141	89.12	41.34	248.06	16.67
	WEST PHAILENG	178	142	75.65	4.77	361.73	1.32
	ZAWLNUAM	87	163	76.22	75.14	628.92	11.95
SAIHA	SAIHA	196	125	44.71	55.76	1051.26	5.3
	TUIPANG	373	89	71.96	100.31	418.5	23.97
SAITUAL	NGOPA	62	13	78.95	43.13	226.44	19.05
	PHULLEN	67	95	83.08	124.29	519.59	23.92
SERCHHIP	EAST LUNG DAR	83	31	78.62	0	248.25	0
	SERCHHIP	207	99	71	170.5	875.23	19.48

Agri. & Agri. Allied Works Block - Wise

District	Block	Total Expenditure	Total Expenditure on Agriculture & Agriculture Allied Works	Percentage
1	2	3	4	5=(4/3*100)
AIZAWL	AIBAWK	338.48	200.07	59.11
	DARLAWN	474.96	271.45	57.15
	THINGSULTHLIAH	295.71	221.14	74.78
	TLANGNUAM	398.12	282.35	70.92
CHAMPHAI	CHAMPHAI	1146.86	632.34	55.14
	KHAWBUNG	399.48	98.96	24.77
HNAHTHIAL	HNAHTHIAL	689.49	612.28	88.8
KHAWZAWL	KHAWZAWL	655.1	338.95	51.74
KOLASIB	BILKHAWTHLIR	1227	1081.67	88.16
	THINGDAWL	506.36	428.6	84.64
LAWNGTLAI	BUNGTLANG S	363.79	273.92	75.29
	CHAWNGTE	977.35	751.33	76.87
	LAWNGTLAI	919.52	708.5	77.05
	SANGAU	472.41	243.21	51.48

District	Block	Total Expenditure	Total Expenditure on Agriculture & Agriculture Allied Works	Percentage
1	2	3	4	5=(4/3*100)
LUNGLEI	BUNGHMUN	302.8	275.87	91.11
	LUNGLEI	1822.92	1448.11	79.44
	LUNGEN	477.09	414.08	86.79
	TLABUNG	849.29	720.29	84.81
MAMIT	KAWRTETHAWVENG	391.78	325.17	83
	REIEK	248.06	206.22	83.13
	WEST PHAILENG	361.73	354.41	97.98
	ZAWLNUAM	628.92	519.69	82.63
SAIHA	SAIHA	1051.26	524.02	49.85
	TUIPANG	418.5	281.16	67.18
SAITUAL	NGOPA	226.44	183.32	80.95
	PHULLEN	519.59	251.08	48.32
SERCHHIP	EAST LUNG DAR	248.25	223.64	90.09
	SERCHHIP	875.23	635.36	72.59

Aadhaar Seeding Block - Wise

District	Block	Total No. of Workers	Aadhaar Seeded	Status of Demographic Authentication done through AUA			Eligible for ABPS	% of Eligible for ABPS
				Sent for Authentication	Successfully Authenticated	Authentication Failed		
1	2	3	4	5	6	7	8	9=(8/6*100)
AIZAWL	AIBAWK	5189	5096	5096	5049	47	3172	62.82
	DARLAWN	6982	6949	6949	6936	13	6177	89.06
	THINGSULTHLIAH	3779	3759	3759	3752	7	3514	93.66
	TLANGNUAM	5532	5520	5520	5485	35	4809	87.68
CHAMPHAI	CHAMPHAI	13156	13105	13105	13045	60	11794	90.41
	KHAWBUNG	5367	5211	5211	5161	50	4198	81.34
HNAHTHIAL	HNAHTHIAL	7317	7287	7287	6797	490	5686	83.65
KHAWZAWL	KHAWZAWL	8754	8554	8554	8553	1	7320	85.58
KOLASIB	BILKHAWTHLIR	15034	14659	14659	14529	130	13091	90.10
	THINGDAWL	6348	6272	6272	6157	115	5133	83.37
LAWNGTLAI	BUNGLANG S	5006	5002	5002	4999	3	4028	80.58
	CHAWNGTE	13678	13675	13675	13674	1	11732	85.80
	LAWNGTLAI	13213	13205	13205	13204	1	10651	80.66
	SANGAU	5212	5186	5186	5182	4	3497	67.48

District	Block	Total No. of Workers	Aadhaar Seeded	Status of Demographic Authentication done through AUA			Eligible for ABPS	% of Eligible for ABPS
				Sent for Authentication	Successfully Authenticated	Authentication Failed		
1	2	3	4	5	6	7	8	9=(8/6*100)
LUNGLEI	BUNGHMUN	4308	4304	4304	4181	123	3335	79.766
	LUNGLEI	17854	17763	17763	15928	1835	12864	80.763
	LUNGSEN	10368	10367	10367	9784	583	6643	67.897
	TLABUNG							
MAMIT	KAWRTETHAWVENG							
	REIEK	3885	3775	3775	3714	61	3230	86.968
	WEST PHAILENG	7872	7872	7872	7872	0	5913	75.114
	ZAWLNUAM	10672	10662	10662	10662	0	8415	78.925
SAIHA	SAIHA	12343	12245	12245	12215	30	9000	73.680
	TUIPANG	5606	5573	5573	5547	26	4612	83.144
SAITUAL	NGOPA	4092	4090	4090	4090	0	3620	88.509
	PHULLEN	8167	8159	8159	8157	2	6794	83.290
SERCHHIP	EAST LUNG DAR	3568	3497	3497	3497	0	2853	81.584
	SERCHHIP	12452	12405	12405	12358	47	10438	84.464

Aadhaar Status with NPCI Mapper																	
District	Block	Total workers	Aadhaar Seeded (Out of Col. 3)		Sent for UIDAI authentication (Out of Col. 4)		Authentication Success (Out of Col. 6)		NPCI Mapper-check status (Out of Col. 8)								
			Count	%	Count	%	Count	%	Sent for NPCI check (Out of Col. 8)		Success (Active) (Out of Col. 10)		Inactive (need to check with Bank) (Out of Col. 10)		A/c not mapped (Out of Col. 10)		Total Failure (Col. 14 + Col. 16)
									Count	%	Count	%	Count	%	Count	%	Count
1	2	3	4	5	6	7	8	9	10	11	12	13	14	15	16	17	18
AIZAWL	AIBAWK	5189	5096	98.21	5096	100	5049	99.08	5046	99.94	3172	62.86	79	1.57	1795	35.57	1874
	DARLAWN	6982	6949	99.53	6949	100	6936	99.81	6917	99.73	6177	89.3	38	0.55	702	10.15	740
	THINGSULTHLIAH	3779	3759	99.47	3759	100	3752	99.81	3741	99.71	3514	93.93	18	0.48	209	5.59	227
	TLANGNUAM	5532	5520	99.78	5520	100	5485	99.37	5346	97.47	4809	89.96	49	0.92	488	9.13	537
CHAMPHAI	CHAMPHAI	13156	13105	99.61	13105	100	13045	99.54	13043	99.98	11794	90.42	95	0.73	1154	8.85	1249
	KHAWBUNG	5367	5211	97.09	5211	100	5161	99.04	5153	99.84	4198	81.47	27	0.52	928	18.01	955
HNAHTHIAL	HNAHTHIAL	7317	7287	99.59	7287	100	6797	93.28	6724	98.93	5686	84.56	56	0.83	982	14.6	1038
KHAWZAWL	KHAWZAWL	8754	8554	97.72	8554	100	8553	99.99	8553	100	7320	85.58	17	0.2	1216	14.22	1233
KOLASIB	BILKHAWTHLIR	15034	14659	97.51	14659	100	14529	99.11	14512	99.88	13091	90.21	131	0.9	1290	8.89	1421
	THINGDAWL	6348	6272	98.8	6272	100	6157	98.17	6156	99.98	5133	83.38	70	1.14	953	15.48	1023
LAWNGTLAI	BUNGTLANG S	5006	5002	99.92	5002	100	4999	99.94	4996	99.94	4028	80.62	25	0.5	943	18.88	968
	CHAWNGTE	13678	13675	99.98	13675	100	13674	99.99	13669	99.96	11732	85.83	71	0.52	1866	13.65	1937
	LAWNGTLAI	13213	13205	99.94	13205	100	13204	99.99	13189	99.89	10671	80.91	258	1.96	2260	17.14	2518
	SANGAU	5212	5186	99.5	5186	100	5182	99.92	5181	99.98	3497	67.5	56	1.08	1628	31.42	1684

District	Block	Total workers	Aadhaar Seeded (Out of Col. 3)		Sent for UIDAI authentication (Out of Col. 4)		Authentication Success (Out of Col. 6)		NPCI Mapper-check status (Out of Col. 8)								
									Sent for NPCI check		Success (Active)		Inactive (need to check with Bank)		A/c not mapped		Total Failure (Col. 14 + Col. 16)
									(Out of Col. 8)		(Out of Col. 10)		(Out of Col. 10)		(Out of Col. 10)		
			Count	%	Count	%	Count	%	Count	%	Count	%	Count	%	Count	%	Count
1	2	3	4	5	6	7	8	9	10	11	12	13	14	15	16	17	18
LUNGLEI	BUNGHMUN	4308	4304	99.91	4304	100	4181	97.14	4180	99.98	3335	79.78	19	0.45	826	19.76	845
	LUNGLEI	17854	17763	99.49	17763	100	15928	89.67	15489	97.24	12864	83.05	531	3.43	2094	13.52	2625
	LUNGSEN	10368	10367	99.99	10367	100	9784	94.38	9780	99.96	6643	67.92	148	1.51	2989	30.56	3137
	TLABUNG																
MAMIT	KAWRTETHAWVENG																
	REIEK	3885	3775	97.17	3775	100	3714	98.38	3705	99.76	3230	87.18	12	0.32	463	12.5	475
	WEST PHAILENG	7872	7872	100	7872	100	7872	100	7869	99.96	5913	75.14	44	0.56	1912	24.3	1956
	ZAWLNUAM	10672	10662	99.91	10662	100	10662	100	10652	99.91	8415	79	154	1.45	2083	19.56	2237
SAIHA	SAIHA	12343	12245	99.21	12245	100	12215	99.76	12204	99.91	9000	73.75	358	2.93	2846	23.32	3204
	TUIPANG	5605	5572	99.41	5572	100	5546	99.53	5543	99.95	4611	83.19	42	0.76	890	16.06	932
SAITUAL	NGOPA	4092	4090	99.95	4090	100	4090	100	4089	99.98	3620	88.53	26	0.64	443	10.83	469
	PHULLEN	8167	8159	99.9	8159	100	8157	99.98	8149	99.9	6794	83.37	81	0.99	1274	15.63	1355
SERCHHIP	EAST LUNG DAR	3568	3497	98.01	3497	100	3497	100	3467	99.14	2853	82.29	7	0.2	607	17.51	614
	SERCHHIP	12452	12405	99.62	12405	100	12358	99.62	12334	99.81	10438	84.63	74	0.6	1822	14.77	1896

National Mobile Monitoring System (NMMS)



District	Block	Total no. of muster rolls eligible (works) to take attendance through NMMS App.	Out of Col(1), total no. of muster rolls filled attendance through NMMS App.	Percentage
1	2	3	4	5=(4/3*100)
AIZAWL	AIBAWK	1024	766	5=(4/3*100)
	DARLAWN	983	620	74.80
	THINGSULTHLIAH	120	114	63.07
	TLANGNUAM	241	87	95.00
CHAMPHAI	CHAMPHAI	627	353	36.10
	KHAWBUNG	1263	1257	56.30
HNAHTHIAL	HNAHTHIAL	1097	1034	99.52
KHAWZAWL	KHAWZAWL	1736	1733	94.26
KOLASIB	BILKHAWTHLIR	1604	1509	99.83
	THINGDAWL	518	475	94.08
LAWNGTLAI	BUNGLANG S	197	73	91.70
	CHAWNGTE	518	369	37.06
	LAWNGTLAI	611	206	71.24
	SANGAU	259	104	33.72

District	Block	Total no. of muster rolls eligible (works) to take attendance through NMMS App.	Out of Col(1), total no. of muster rolls filled attendance through NMMS App.	Percentage
1	2	3	4	5=(4/3*100)
LUNGLEI	BUNGHMUN	215	93	43.26
	LUNGLEI	1176	1018	86.56
	LUNGSEN	474	454	95.78
	TLABUNG	723	688	95.16
MAMIT	KAWRTETHAWVENG	80	0	0.00
	REIEK	0	0	0.00
	WEST PHAILENG	171	0	0.00
	ZAWLNUAM	212	35	16.51
SAIHA	SAIHA	1500	474	31.60
	TUIPANG	751	398	53.00
SAITUAL	NGOPA	298	298	100.00
	PHULLEN	832	686	82.45
SERCHHIP	EAST LUNG DAR	680	591	86.91
	SERCHHIP	2755	2673	97.02

Area Officer Application District Level (April to June)



MIZORAM From Date:2023-04-01 To Date :2023-06-30

Sl.No	District	DPC target	DPC WS Visited	ADPC Target	ADPC WS Visited
1	AIZAWL	30	10	30	24
2	CHAMPHAI	30	14	30	13
3	HNAHTHIAL	30	30	30	30
4	KHAWZAWL	30	33	30	33
5	KOLASIB	30	0	30	0
6	LAWNGTLAI	30	45	30	38
7	LUNGLEI	30	0	30	33
8	MAMIT	30	0	30	4
9	SAIHA	30	0	30	0
10	SAITUAL	30	9	30	9
11	SERCHHIP	30	0	30	38

Area Officer Application Block Level (April to June)



District	Block	BDO/PO Target	No of Site visited
AIZAWL	AIBAWK	45	0
	DARLAWN	45	0
	THINGSULTHLIAH	45	36
	TLANGNUAM	45	32
CHAMPHAI	CHAMPHAI	45	46
	KHAWBUNG	45	53
HNAHTHIAL	HNAHTHIAL	45	46
KHAWZAWL	KHAWZAWL	45	15
KOLASIB	BILKHAWTHLIR	45	39
	THINGDAWL	45	59
LAWNGTLAI	BUNGLANG S	45	56
	CHAWNGTE	45	17
	LAWNGTLAI	45	68
	SANGAU	45	54

District	Block	BDO/PO Target	No of Site visited
LUNGLEI	BUNGHMUN	45	15
	LUNGLEI	45	8
	LUNGSEN	45	47
	TLABUNG	45	48
MAMIT	KAWRTETHAWVENG	45	0
	REIEK	45	29
	WEST PHAILENG	45	20
	ZAWLNUAM	45	7
SAIHA	SAIHA	45	30
	TUIPANG	45	3
SAITUAL	NGOPA	45	2
	PHULLEN	45	38
SERCHHIP	EAST LUNG DAR	45	0
	SERCHHIP	45	0

GeoMGNREGA Phase – II : Before



District	Block	Total Assets	Assets Pending for Geotagging	Assets Pending for Moderation	Assets Accepted
AIZAWL	AIBAWK	3811	0	0	3811
	DARLAWN	3371	0	0	3371
	THINGSULTHLIAH	1125	1	0	1123
	TLANGNUAM	2646	3	0	2637
CHAMPHAI	CHAMPHAI	5129	27	0	5063
	KHAWBUNG	2376	0	0	2376
HNAHTHIAL	HNAHTHIAL	7063	0	0	7063
KHAWZAWL	KHAWZAWL	4926	1	3	4922
KOLASIB	BILKHAWTHLIR	4570	67	17	4423
	THINGDAWL	3461	0	0	3392
LAWNGTLAI	BUNGLANG S	3313	0	1	3312
	CHAWNGTE	9457	1	0	9456
	LAWNGTLAI	4974	54	6	4798
	SANGAU	6469	0	0	6469

District	Block	Total Assets	Assets Pending for Geotagging	Assets Pending for Moderation	Assets Accepted
LUNGLEI	BUNGHMUN	2546	0	0	2546
	LUNGLEI	9112	2	0	9103
	LUNGSEN	3003	0	0	3003
	TLABUNG	244	0	0	244
MAMIT	KAWRTETHAWVENG	106	0	0	106
	REIEK	4403	0	0	4403
	WEST PHAILENG	3339	0	0	3333
	ZAWLNUAM	5403	0	0	5403
SAIHA	SAIHA	5460	0	0	5458
	TUIPANG	3621	1	0	3619
SAITUAL	NGOPA	1553	0	0	1551
	PHULLEN	3564	0	0	3564
SERCHHIP	EAST LUNG DAR	3085	7	6	3072
	SERCHHIP	9911	12	0	9894

GeoMGNREGA Phase – II : During



District	Block	Total Assets	Assets Pending for Geotagging	Assets Pending for Moderation	Assets Accepted
AIZAWL	AIBAWK	3786	71	0	3715
	DARLAWN	3325	0	0	3325
	THINGSULTHLIAH	1099	6	2	1091
	TLANGNUAM	2603	50	11	2542
CHAMPHAI	CHAMPHAI	5024	120	8	4896
	KHAWBUNG	2364	140	4	2220
HNAHTHIAL	HNAHTHIAL	7039	79	0	6960
KHAWZAWL	KHAWZAWL	4858	61	49	4748
KOLASIB	BILKHAWTHLIR	4294	47	30	4217
	THINGDAWL	3360	5	26	3329
LAWNGTLAI	BUNGLANG S	3262	44	3	3215
	CHAWNGTE	9301	47	6	9248
	LAWNGTLAI	4642	116	31	4495
	SANGAU	6437	92	4	6341

District	Block	Total Assets	Assets Pending for Geotagging	Assets Pending for Moderation	Assets Accepted
LUNGLEI	BUNGHMUN	2498	63	0	2435
	LUNGLEI	8994	293	0	8701
	LUNGSEN	2918	0	0	2918
	TLABUNG	198	0	0	198
MAMIT	KAWRTETHAWVENG	113	55	3	55
	REIEK	4309	110	0	4199
	WEST PHAILENG	3312	195	0	3117
	ZAWLNUAM	5326	67	1	5258
SAIHA	SAIHA	5358	103	15	5230
	TUIPANG	3498	24	72	3402
SAITUAL	NGOPA	1539	23	5	1511
	PHULLEN	3531	34	21	3476
SERCHHIP	EAST LUNG DAR	3025	25	21	2979
	SERCHHIP	9662	93	63	9506

GeoMGNREGA Phase – II : After



District	Block	Total Assets	Assets Pending for Geotagging	Assets Pending for Moderation	Assets Accepted
AIZAWL	AIBAWK	3323	112	12	3199
	DARLAWN	3000	41	0	2907
	THINGSULTHLIAH	894	22	0	872
	TLANGNUAM	2341	153	12	2085
CHAMPHAI	CHAMPHAI	3850	158	1	3691
	KHAWBUNG	1791	48	0	1707
HNAHTHIAL	HNAHTHIAL	6154	48	0	6105
KHAWZAWL	KHAWZAWL	4136	29	11	4096
KOLASIB	BILKHAWTHLIR	3498	101	5	3388
	THINGDAWL	3001	124	9	2868
LAWNGTLAI	BUNGLANG S	2561	10	1	2549
	CHAWNGTE	8271	758	5	7488
	LAWNGTLAI	3440	41	9	3384
	SANGAU	5790	224	1	5564

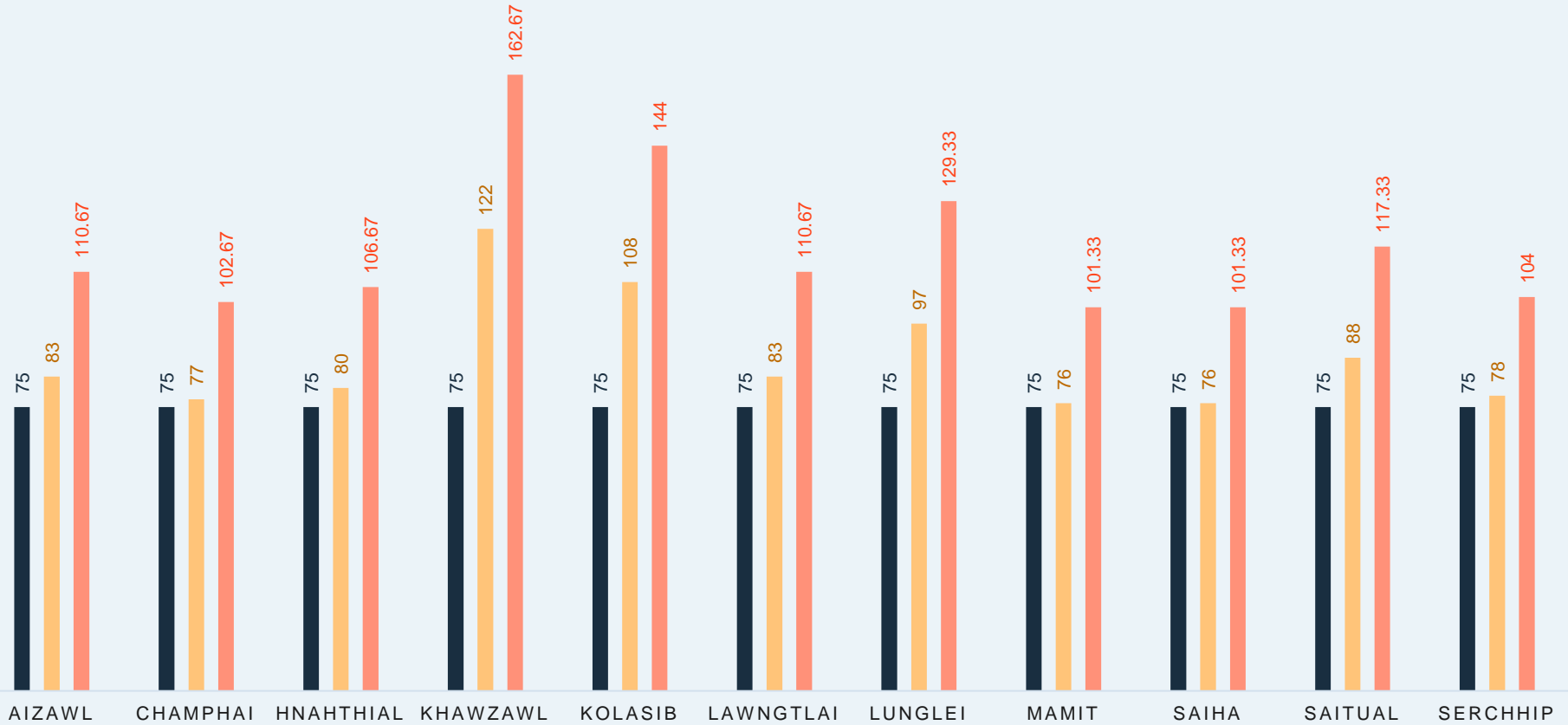
District	Block	Total Assets	Assets Pending for Geotagging	Assets Pending for Moderation	Assets Accepted
LUNGLEI	BUNGHMUN	1928	2	0	1897
	LUNGLEI	7492	69	0	7333
	LUNGSEN	2607	0	0	2607
	TLABUNG	97	0	0	97
MAMIT	KAWRTETHAWVENG	79	53	1	21
	REIEK	4004	108	0	3896
	WEST PHAILENG	2998	148	25	2823
	ZAWLNUAM	5003	125	3	4843
SAIHA	SAIHA	4701	101	10	4562
	TUIPANG	2775	25	50	2649
SAITUAL	NGOPA	1386	5	1	1380
	PHULLEN	2966	69	8	2884
SERCHHIP	EAST LUNG DAR	2616	21	48	2440
	SERCHHIP	8513	104	95	8314

Mission Amrit Sarovar

■ Total Number of actual target

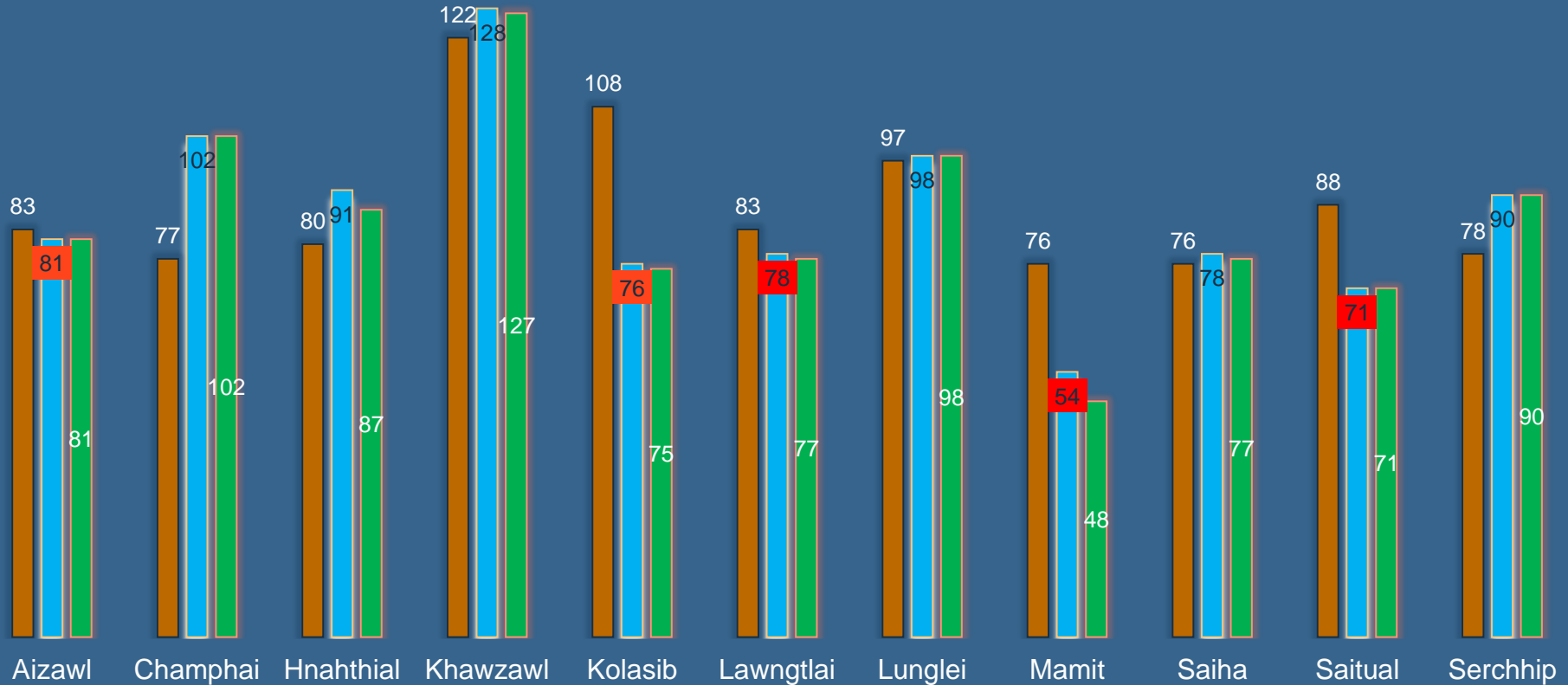
■ Number Of Works Completed

■ % of work completed

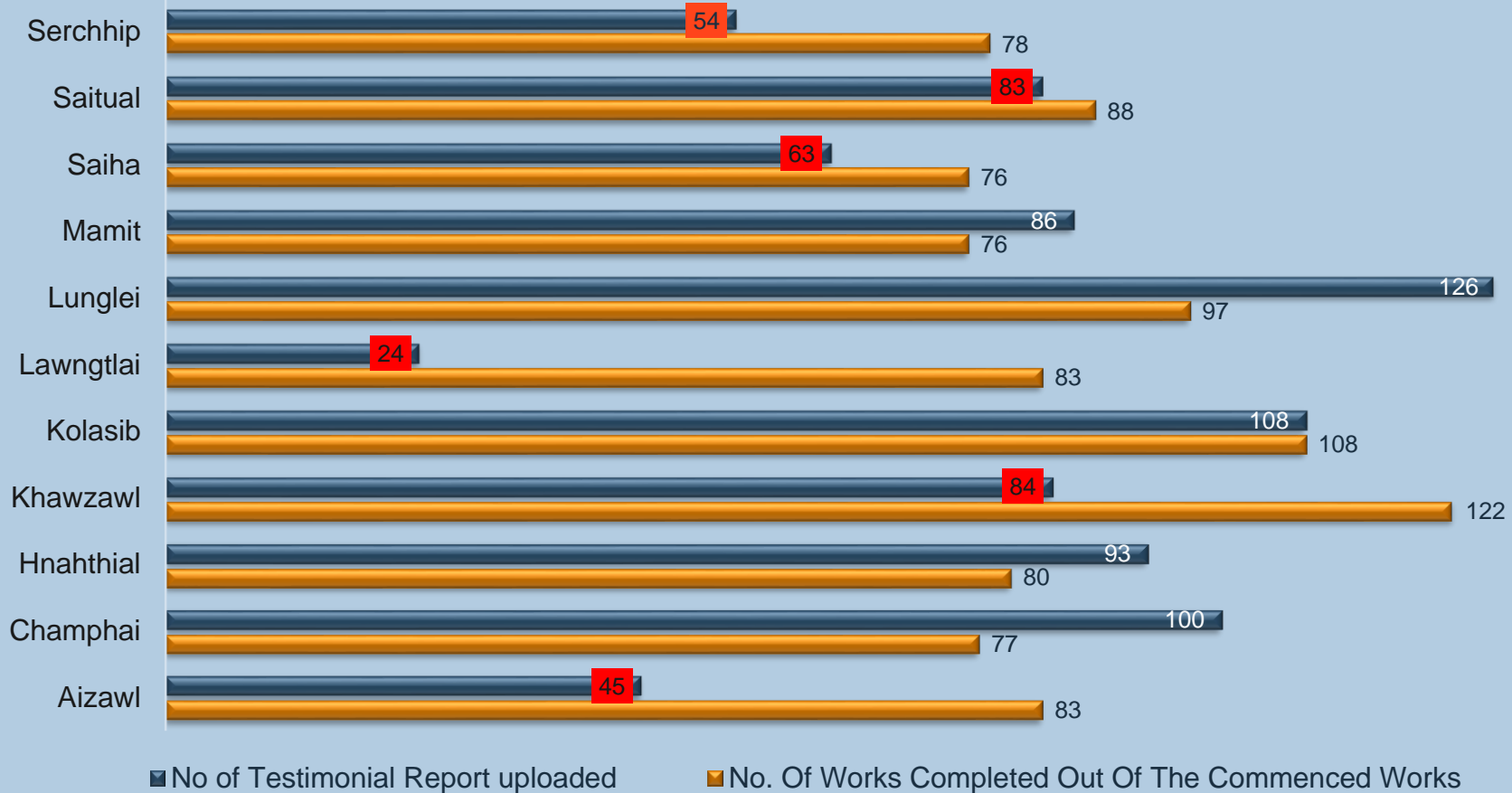


Mission Amrit Sarovar : Inspection Report

■ No. Of Works Completed Out Of The Commenced Works ■ No. of inspection completed ■ Approved by DNO



Mission Amrit Sarovar : Panchayat Testimonial Report



Mission Amrit Sarovar : Success Stories



Success Story

Sr. No.	District	Total Number of actual target	Total Number Of Works Completed Out Of The Commenced Works	Success Stories		
				Success Stories Uploaded	Approved	Rejected
1	Aizawl	75	83	2	0	2
2	Champhai	75	77	0	0	0
3	Hnahthial	75	80	7	1	6
4	Khawzawl	75	122	0	0	0
5	Kolasib	75	108	2	0	2
6	Lawngtlai	75	83	0	0	0
7	Lunglei	75	97	100	0	0
8	Mamit	75	76	7	3	4
9	Saiha	75	76	10	2	8
10	Saitual	75	88	1	0	1
11	Serchhip	75	78	0	0	0
	TOTAL	825	968	129	6	23

Delayed Compensation FY : 2023-2024

S.No	District	Delayed compensation			
		Payable (In Delay Days)	Payable Amount [In Rs.]	Approved (In Delay Days)	Amount yet to be verified
	Total	5153	5679	0	3562
1	AIZAWL	2898	2898	0	2898
2	CHAMPHAI	0	0	0	0
3	HNAHTHIAL	0	0	0	0
4	KHAWZAWL	0	0	0	0
5	KOLASIB	0	0	0	0
6	LAWNGTLAI	22	30	0	0
7	LUNGLEI	1247	1469	0	20
8	MAMIT	0	0	0	0
9	SAIHA	818	1156	0	518
10	SAITUAL	0	0	0	0
11	SERCHHIP	168	126	0	126
	Total	5153	5679	0	3562

THANK YOU...